TAITO™

Taito America Corporation
390 Holbrook Drive–Wheeling, IL 60090

EmuMovies

Printed in Japan

NES-PR-USA

Panic Restaurant



INSTRUCTION BOOKLET

Ⓣ

THIS OFFICIAL SEAL IS YOUR ASSURANCE THAT NINTENDO HAS APPROVED THE QUALITY OF THIS PRODUCT. ALWAYS LOOK FOR THIS SEAL WHEN BUYING GAMES AND ACCESSORIES TO ENSURE COMPLETE COMPATIBILITY WITH YOUR NINTENDO ENTERTAINMENT SYSTEM.
ALL NINTENDO PRODUCTS ARE LICENSED BY SALE FOR USE ONLY WITH OTHER AUTHORIZED PRODUCTS BEARING THE OFFICIAL NINTENDO SEAL OF QUALITY.

LICENSED BY
Nintendo

NINTENDO AND NINTENDO ENTERTAINMENT SYSTEM ARE REGISTERED TRADEMARKS OF NINTENDO OF AMERICA INC.

PRECAUTIONS

- ALWAYS MAKE SURE THE POWER IS OFF WHEN INSERTING OR REMOVING THE GAME PAK FROM YOUR COMPUTER.

- THIS IS A HIGH PRECISION GAME PAK. AVOID SUBJECTING IT TO EXTREME TEMPERATURES OR SHOCKS. STORE AT ROOM TEMPERATURE. NEVER ATTEMPT TO DISMANTLE.

- DO NOT TOUCH THE TERMINAL CONNECTORS OR GET THEM WET OR THE CIRCUITRY MAY BE DAMAGED. NEVER INSERT YOUR FINGERS OR ANY METAL OBJECTS INTO THE TERMINAL LEADS.

- USE OF THINNERS, SOLVENTS, BENZENE, ALCOHOL AND OTHER CLEANING AGENTS CAN DAMAGE THE GAME PAK.

WARNING:
DO NOT USE WITH FRONT OR REAR PROJECTION TV

DO NOT USE A FRONT OR REAR PROJECTION TELEVISION WITH YOUR NINTENDO ENTERTAINMENT SYSTEM® ("NES") AND THIS VIDEO GAME. YOUR PROJECTION TELEVISION SCREEN MAY BE PERMANENTLY DAMAGED IF VIDEO GAMES WITH STATIONARY SCENES OR PATTERNS ARE PLAYED ON YOUR PROJECTION TELEVISION. SIMILAR DAMAGE MAY OCCUR IF YOU PLACE A VIDEO GAME ON HOLD OR PAUSE. IF YOU USE YOUR PROJECTION TELEVISION WITH THIS VIDEO GAME, NEITHER (TAITO AMERICA CORPORATION) NOR NINTENDO OF AMERICA INC. WILL BE LIABLE FOR ANY DAMAGE. THIS SITUATION IS NOT CAUSED BY A DEFECT IN THE NES OR THIS GAME; OTHER FIXED OR REPETITIVE IMAGES MAY CAUSE SIMILAR DAMAGE TO A PROJECTION TELEVISION. PLEASE CONTACT YOUR TV MANUFACTURER FOR FURTHER INFORMATION.

MENU

Mayhem at Panic Restaurant ····· $4
The Controls ····· $6
Cooking Enemies ····· $8
Helpful Items ····· $9
The Restaurant ····· $10
Special Events ····· $12
Playing Tips ····· $14

MAYHEM AT PANIC RESTAURANT

This report just in! Mutant food takes over the Eaten Restaurant! That's right folks—looks like the meat has gone bad and the buns are on a roll! The whole situation smells fishy. But even as we speak, Chef Cookie is about to enter his restaurant and cut the overgrown veggies down to size. Armed with only a frying pan and a few kitchen tools, he hopes to make a hash out of this revolting food. But things could get foul when Cookie tackles the spoiled chickens and rotten eggs. Bouncing chicks is an ugly job, and there's much more to it than that. Even the kitchen utensils are after Cookie's hide—he'll be leaping from the fire into the frying pan. Rabid hot dogs will be barking at his heels while scoops of ice cream lose their cool and skate after him. Where will this colossal food fight end? Is Chef Cookie's goose cooked? Or has it joined in the battle against him? Will he be flayed by the filet of sole before he starts the fish fry? We're going to take an in-depth look at his chances and the odds he's facing. To follow our special report, read on ...



THE CONTROLS



CONTROL PAD

In a recent interview, Cookie stated that he moves left or right when the Control pad is pressed. He can also duck when it is pushed downward.

START BUTTON

To begin the game, or to pause while playing, push Start. Cookie begins his rescue mission at Level One.

SELECT BUTTON

The Select Button will pull Cookie out of a bonus level and return him to the Eatan Restaurant.

B BUTTON

Cookie will be able to use different weapons against the food army. To attack with one of these weapons, approach the enemy and push B repeatedly.

A BUTTON

Research has shown that when the A button is pushed, Cookie jumps. Pressing A and using the Control pad for direction makes him jump to the sides.

MOVING COOKIE

Walk to the Right

Jump

Jump to the Left or Right Side

Walk to the Left

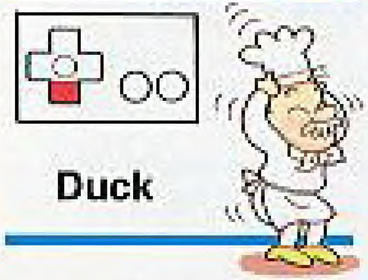

Duck

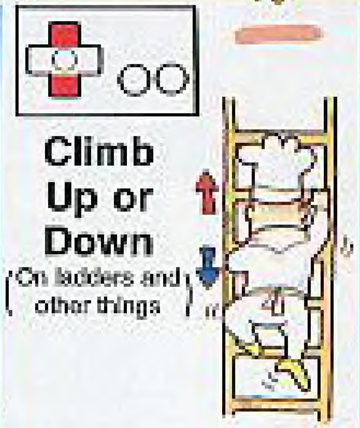

Climb Up or Down
(On ladders and other things)

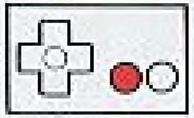

Attack
(He usually uses a frying pan)

COOKING ENEMIES

Cookie told this reporter that he will use ordinary kitchen items against the food army. He plans to find these items in Eaten's and then use them as weapons for a while or until he loses a life.

1. THE FRYING PAN

Cookie usually has a frying pan for a weapon. So when he loses one of the special weapons, his frying pan returns.

2. THE SPOON

Cookie can reach farther with the long spoon. Once he gets it, he can bop his enemies with it until he loses a heart.

3. THE FORK

Cookie plans to leap over danger areas on this bouncing fork. He can also knock out enemies when he lands on them.

4. PLATES

Cookie has announced that he will be throwing plates at the food army. This is done with B and the Control Pad.

5. THE POT

Cookie has a pot designed to fit his head. When he wears this pot, he is invincible and spins for a while.

6. EGGS

These rare eggs are stashed in Eaten. They are effective against a certain kind of enemy you'll meet.

HELPFUL ITEMS

Folks, we've just had a report that the last customer to ever be in the Eaten Restaurant hid some gifts for Cookie. This person must have known that someday Cookie would return. Here's more on that:

CHEF HAT

This reporter was told that if Cookie finds the Chef's hat he will receive an extra life.

CANDY

Research has shown that when Cookie eats candy, one of his heart meters is filled up.

LOLLI-POP

Cookie starts out with two hearts, but a lollipop adds an extra heart to his meter.

THE RESTAURANT

DATELINE: The Eaten Restaurant, early morning. A strange hush has fallen, now that Cookie is about to enter what's left of his restaurant. He must start at the first stage and work toward the sixth.

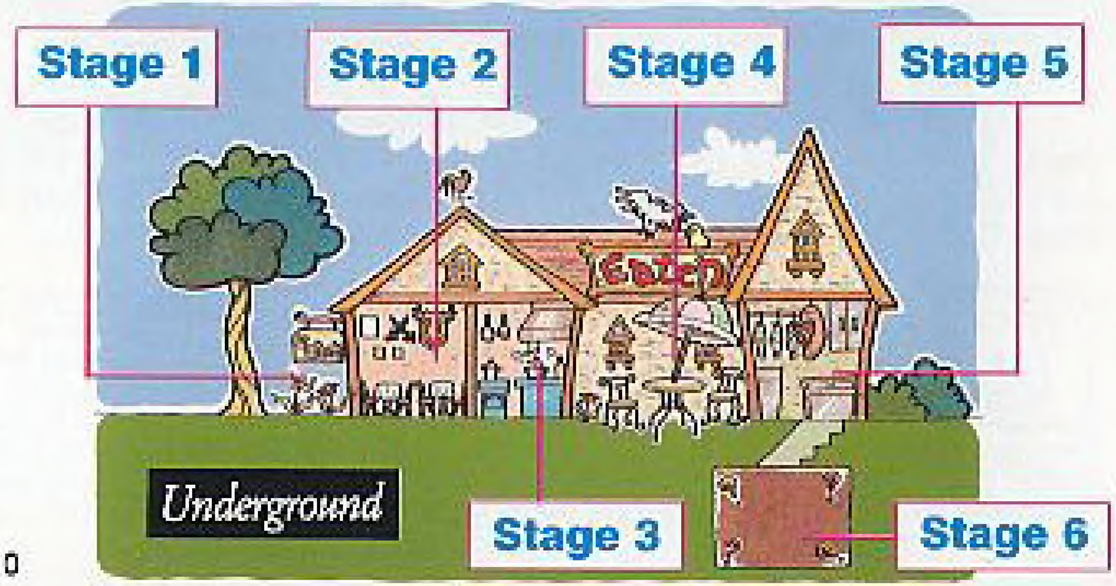

Stage 1: *Garden*

Cookie must first pass through the Eaten's big garden and then the entrance. He will face hot dogs, chicken legs, mad carrots, and custard puddings here.

Stage 2: *Dining Room*

In the Dining Room, leftovers are waiting to jump on Cookie. He will have to dodge pizzas, onions, and apples, while getting over tables and counters.



Stage 3: *Kitchen*

The danger increases in the kitchen--boiling pots of water and gas burners make it hot for Cookie. He will be chased by coffee cups and popping toasters.

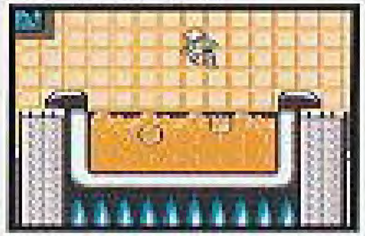

Stage 4: *Courtyard*

It's an outdoor barbecue--with Cookie on the menu! Lawn chairs and shish kabobs are after him here.

Stage 5: *Freezer*

Some of the many dangers here are: slippery floors, icicle spears, falling fish, and skating ice cream.

Stage 6: *Basement*

To win his restaurant back once and for all, Cookie must go down to the basement and face the mad Chef.

SPECIAL EVENTS

If he looks carefully, Cookie will be able to find bonus levels in the Eaten. In these bonus levels, Cookie can win points, lives, or energy. All he has to do is try his luck in different games.

1. Slot Machine

FLASH! Our inside reporter has just announced that the slot machines in the Eaten are still working! This is very good news for our hero. Every time Cookie bops an enemy, a coin will appear. He needs to collect these coins to use at the slot machines. When a slot machine appears, push A to enter the coins. Then push B to get the machine started. Cookie can quit playing when the Select Button is pushed. This will return him to where he was.



2. Go Fish

Cookie will earn 100 points for every fish he catches. Push A or B to make a grab. He must NOT touch the black fish--they will explode, and that ends the bonus level. Cookie has about 15–20 seconds to go fishing, then he is returned to the Eaten. Our hero should not grab too fast--the black fish will appear when least expected.



3. Fried Eggs

In this bonus level, Cookie will have to catch eggs in his frying pan. Use the Control Pad to slide the pan left or right. Cookie must NOT catch the black eggs--they're rotten. Black eggs will blow Cookie out of the bonus level. He has about 15–20 seconds to catch all the eggs he can. Each egg is worth 100 points.



PLAYING TIPS

A GOOD CHEF IS PATIENT

Cookie must be slow and patient. If he goes too fast, he'll surely make mistakes. In the Dining Room, Cookie will have to watch out for tables. In the kitchen he could run right onto a burner. The freezer is very slippery, and frozen fish fall down from above. These are a few reasons for patience.

CHOOSE WEAPONS WITH CARE

This reporter has learned that Cookie will not need every special weapon that he finds. Some weapons will only get him into trouble. Our hero must try different methods to learn when he should or should not pick something up. Some of his enemies can only be stopped with a certain kind of weapon.

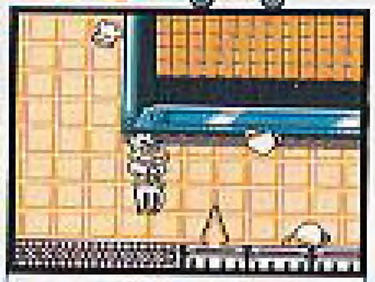

WATCH THE LEVEL BOSSES

The level bosses move and fight in specific patterns. If Cookie learns these patterns by watching the bosses, it will be a lot easier for him to defeat them. The bosses he must beat are Popcorn Pete, Microwave Mick, Willy Wok, Patty O'Burger, Frozen Fritts, and, of course, Oldove, the mad chef.

TAITO AMERICA CORP. LIMITED WARRANTY

Taito America warrants to the original purchaser of this Taito product that this cartridge is free from defects in materials and workmanship for a period of ninety (90) days from the date of purchase. This Taito product is sold "as is" without expressed or implied warranty of any kind, and Taito is not liable for any losses or damages of any kind resulting from the use of this product. Taito agrees for a period of ninety (90) days to either repair or replace, at its option, free of charge, this Taito product. Send product postage paid, along with dated proof of purchase, to the address shown below.

This warranty shall not be applicable and shall be void if the defect in the Taito software product has arisen through abuse, unreasonable use, mistreatment or neglect. THIS WARRANTY IS IN LIEU OF ALL OTHER WARRANTIES AND NO OTHER REPRESENTATIONS OR CLAIMS OF ANY NATURE SHALL BE BINDING ON OR OBLIGATE TAITO. ANY IMPLIED WARRANTIES APPLICABLE TO THIS SOFTWARE PRODUCT, INCLUDING WARRANTIES OF MERCHANTABILITY AND FITNESS FOR A PARTICULAR PURPOSE, ARE LIMITED TO THE NINETY (90) DAY PERIOD DESCRIBED ABOVE. IN NO EVENT WILL TAITO BE LIABLE FOR ANY SPECIAL, INCIDENTAL OR CONSEQUENTIAL DAMAGES RESULTING FROM POSSESSION, USE OR MALFUNCTION OF THIS TAITO SOFTWARE PRODUCT.

Some states do not allow limitations as to how long an implied warranty lasts and/or exclusions or limitations of incidental or consequential damages, so the above limitations and/or exclusions of liability may not apply to you. This warranty gives you specific rights, and you may also have other rights which vary from state to state.

COMPLIANCE WITH FCC REGULATIONS

This equipment generates and uses radio frequency energy and if not installed and used properly, that is, in strict accordance with the manufacturer's instructions, may cause interference to radio and television reception. It has been tested and found to comply with the limits for a Class B computing device in accordance with the specifications in Subpart J of Part 15 of FCC Rules, which are designed to provide reasonable protection against such interference in a residential installation. However, there is no guarantee that interference will not occur in a particular installation. If this equipment does cause interference to radio or television reception, which can be determined by turning the equipment off and on, the user is encouraged to try to correct the interference by one or more of the following measures:

- Reorient the receiving antenna
- Relocate the NES with respect to the receiver
- Move the NES away from the receiver
- Plug the NES into a different outlet so that the computer and receiver are on different circuits

If necessary, the user should consult the dealer or an experienced radio or television technician for additional suggestions. The user may find the following document prepared by the Federal Communications Commission helpful: "How to Identify and Resolve Radio–TV Interference Problems." This booklet is available from the U.S. Government Printing Office, Washington, D.C. 20402, Stock No. 004–000–00345–4.

Taito America Corporation
390 Holbrook Drive, Wheeling, IL 60090 Tel: (708) 520–9280